

Webinar Announcement

FY20 BSS:

Biocompare webinar

Inferring the Tumor Type of Cancerous Tissues in Pediatric Oncology Using Methylation Profiling of cfDNA

Date:

September 9th, 2020 • 10 a.m. CDT, 8 a.m. PDT

London 4 pm | Paris 5 pm | Beijing 11 pm | Tokyo 12 pm
| Sydney 1 am (Thu)

Speakers:

- Ruben Van Paemel, Ghent University
- Andries De Koker, Ghent University
- Steve Siembieda, Agilent



In this webinar you'll learn:

- Why cfDNA quality control is important for downstream processes
- How to assess the quality of cfDNA with the Femto Pulse system
- How to classify cfDNA samples using reduced representation bisulfite sequencing

Who should attend:

- Genomics researchers
- Sequencing lab managers/technicians
- Molecular biologists
- Cancer researchers
- Clinical researchers

Call-to-actions:

- Invite your customers to register for the webinar
[Registration link](#)

Overview:

Circulating cell-free DNA (cfDNA) is gaining prevalence as a noninvasive alternative approach for the detection of mutations and other diseases. cfDNA can easily be isolated from many bodily fluids although isolation amounts are usually very low. Because cfDNA maintains its methylation pattern, it has become an invaluable starting material for downstream applications such as next-generation sequencing and methylome profiling. In addition, since methylation is tissue specific, the methylome may be able to identify tumor origins.

The speakers in this webinar will present data on why the cfDNA quality matters and how reduced representation bisulfite sequencing (RRBS) can be used to profile epigenetic signals and determine tissue origin.

Featured product:

The Femto Pulse offers consistent sizing, quantification, and resolution of cfDNA at low picogram concentrations. Because of its sensitivity, only small amounts are needed for quality control assessment. Being able to visualize both the cfDNA and other DNA is important to help determine the quality of the sample.

Setting Up Tactics for Effective CRM Tracking:

Program = DGG, BSS

CRM Tactic Type = Campaign

Code supporting tactics to this campaign:

AFO:	DGG_FY20_FP_AF (parent) DGG_FY20_FP_ES_AF-01
EMEA:	DGG_FY20_FP_EM (parent) DGG_FY20_FP_ES_EM-01
GrCHINA:	DGG_FY20_FP_GC (parent) DGG_FY20_FP_ES_GC-01
JAPAN:	DGG_FY20_FP_JA (parent) DGG_FY20_FP_ES_JA-01
SAPK:	DGG_FY20_FP_SA (parent) DGG_FY20_FP_ES_SA-01
INDIA:	DGG_FY20_FP_IN (parent) DGG_FY20_FP_ES_IN-01

This webinar is part of the upcoming Femto Pulse campaign which will launch in September.




Webinar Announcement

Campaign contacts:

- Steve Siembieda (Mktg manager) and Kyle Luttgaharm (Product manager)
- Andrea Zenker (gMPPM)

Flyer

Agilent Webinar
Inferring the tumor type of cancerous tissues in pediatric oncology using methylation profiling of cfDNA
September 9th, 2020



Webinar Details

Date: Wednesday, September 9th, 2020
Time: 8:00 a.m. PDT
10:00 a.m. CDT
11:00 a.m. EDT
5:00 p.m. CET

Join Agilent for a webinar about cancerous tissue profiling

In this webinar you will learn:

- Why cell-free DNA (cfDNA) quality control is important for downstream processes
- How to assess the quality of cfDNA with a Femto Pulse system
- How to classify cfDNA samples using reduced representation bisulfite sequencing

Who should attend:

- Genomics researchers
- Sequencing Lab Managers/Technicians
- Molecular Biologists
- Cancer Researchers
- Clinicians

Agenda



10 mins. - Agilent Femto Pulse system overview
Steve Siembieda, MS, MBA
Product Marketing Manager, Agilent Technologies, Inc.

40 mins. - Inferring the tumor type of cancerous tissues in pediatric oncology using methylation profiling of cfDNA
Ruben Van Paemel, PhD Fellow
Research Foundation Flanders (FWO), Ghent University

Andries De Koker, PhD
Postdoctoral Scientist, VIB-UGent Center for Medical Biotechnology

10 mins. - Q&A

This webinar is hosted by Biocompare.
Please click here to register now.
<https://www.workcast.com/register>



Biocompare email

Eblasts scheduled for Aug 24, Aug 31 & Sep 8

bc Biocompare WEBINAR SERIES

WEBINAR

Inferring the Tumor Type of Cancerous Tissues in Pediatric Oncology Using Methylation Profiling of cfDNA


Date: Wednesday, September 9, 2020
Time: 10 a.m. CDT, 8 a.m. PDT


[Register Now](#)


Registration is free

Circulating cell-free DNA (cfDNA) is gaining prevalence as a noninvasive alternative approach for the detection of mutations and other diseases. cfDNA can easily be isolated from many bodily fluids although isolation amounts are usually very low. Because cfDNA maintains its methylation pattern, it has become an invaluable starting material for downstream applications such as next-generation sequencing and methylome profiling. In addition, since methylation is tissue specific, the methylome may be able to identify tumor origins.


Speaker

 **Ruben Van Paemel**
PhD Fellow - Research Foundation Flanders
Ghent University

 **Andries De Koker**
Postdoctoral Scientist
VIB-UGent Center for Medical Biotechnology

 **Steve Siembieda, MS, MBA**
Product Marketing Manager
Biosystems and Solutions division at Agilent

Moderator

 **Tamlyn Oliver**
Managing Editor
Biocompare

[Register Now](#)

Registration is free

In this webinar you'll learn:

- Why cfDNA quality control is important for downstream processes
- How to assess the quality of cfDNA with a Femto Pulse system
- How to classify cfDNA samples using reduced representation bisulfite sequencing

Who should attend:

- Genomics researchers
- Sequencing lab managers/technicians
- Molecular biologist
- Cancer researchers
- Clinicians

Sponsored by:

